


Warnings and Instructions: Review carefully, proper application is required

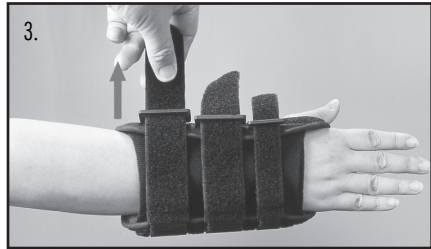
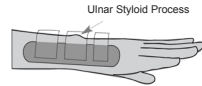
⚠ Warning: This device will not prevent or eliminate risk of injury. Do Not Overtighten. If swelling, pain, skin irritation, or an unusual reaction occurs, discontinue use immediately and consult your medical professional.
 Care: Hand wash using mild soap. Rinse thoroughly. Air dry only. Do not tumble dry.



1. Position hand in brace.




2. Move the stay pod into position along the side of the arm, below the ulnar styloid process.



3. Pull straps through "D" ring.



4. Secure the straps.



5. Trim excess strap material.


U.S. Patent No. 6960176

Warnings and Instructions: Review carefully, proper application is required

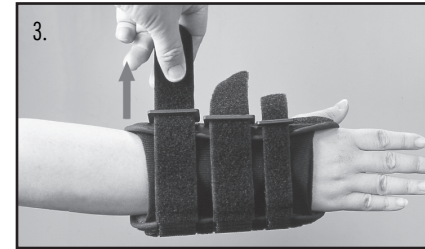
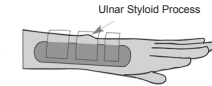
⚠ Warning: This device will not prevent or eliminate risk of injury. Do Not Overtighten. If swelling, pain, skin irritation, or an unusual reaction occurs, discontinue use immediately and consult your medical professional.
 Care: Hand wash using mild soap. Rinse thoroughly. Air dry only. Do not tumble dry.



1. Position hand in brace.




2. Move the stay pod into position along the side of the arm, below the ulnar styloid process.



3. Pull straps through "D" ring.



4. Secure the straps.



5. Trim excess strap material.

U.S. Patent No. 6960176