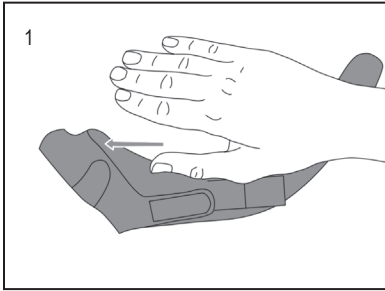
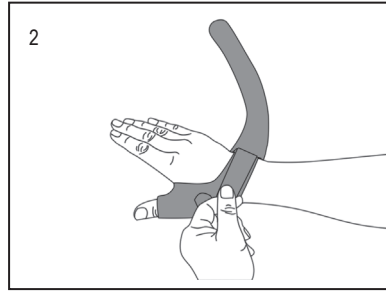


Warnings and Instructions: Review carefully, proper application is required

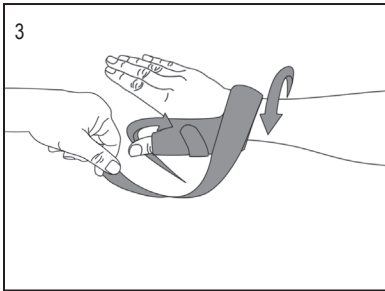
⚠ Warning: This device will not prevent or eliminate risk of injury. Do Not Overtighten. If swelling, pain, skin irritation, or an unusual reaction occurs, discontinue use immediately and consult your medical professional.
 Care: Hand wash using mild soap. Rinse thoroughly. Air dry only. Do not tumble dry.



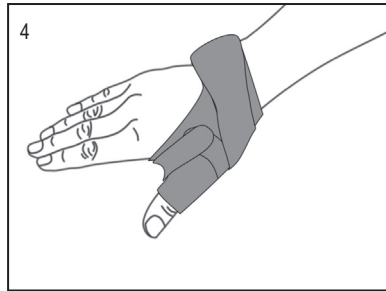
1. Align and slide thumb into thumb brace.



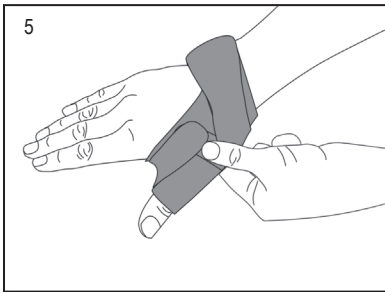
2. Pull tightly and secure assist strap across back of hand.



3. Follow the indicator arrow with the sling strap around the base of the thumb and through the web space to complete fastening.



4. Shown with strap secured.



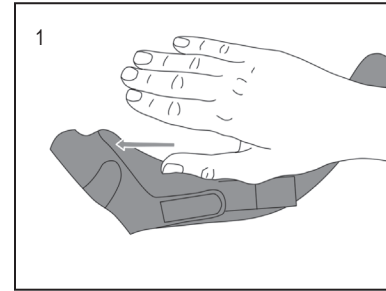
5. Contour the moldable aluminum buttress to support the CMC Joint comfortably.



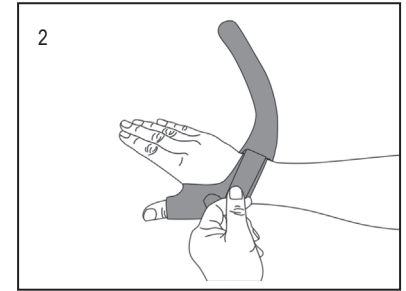
Instructions Video

Warnings and Instructions: Review carefully, proper application is required

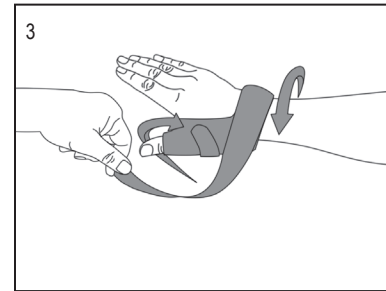
⚠ Warning: This device will not prevent or eliminate risk of injury. Do Not Overtighten. If swelling, pain, skin irritation, or an unusual reaction occurs, discontinue use immediately and consult your medical professional.
 Care: Hand wash using mild soap. Rinse thoroughly. Air dry only. Do not tumble dry.



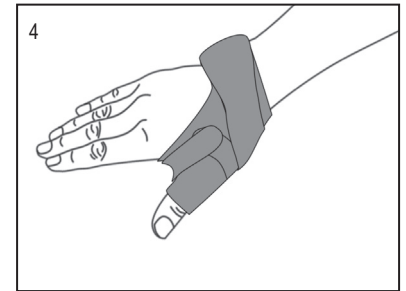
1. Align and slide thumb into thumb brace.



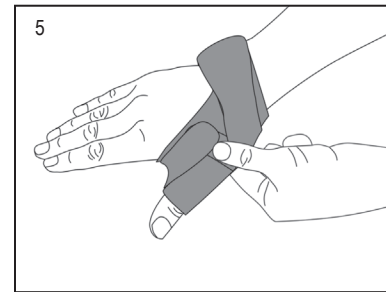
2. Pull tightly and secure assist strap across back of hand.



3. Follow the indicator arrow with the sling strap around the base of the thumb and through the web space to complete fastening.



4. Shown with strap secured.



5. Contour the moldable aluminum buttress to support the CMC Joint comfortably.



Instructions Video