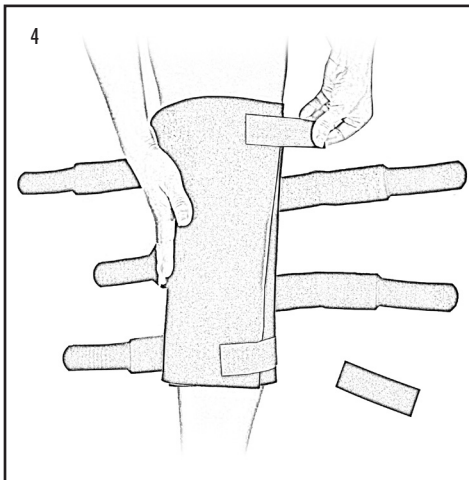
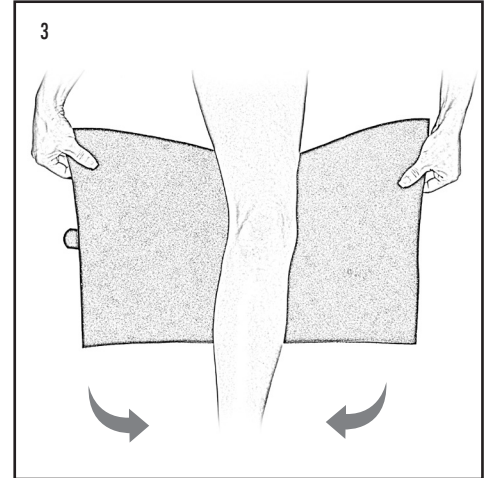
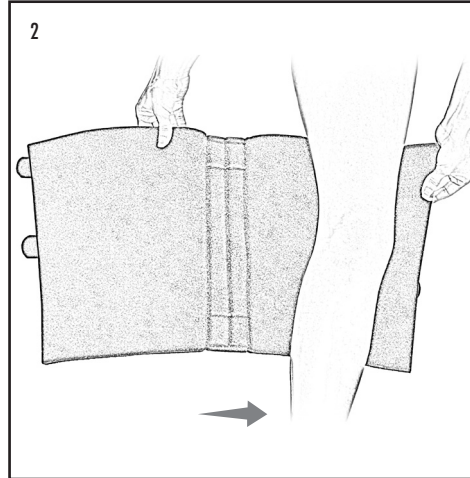
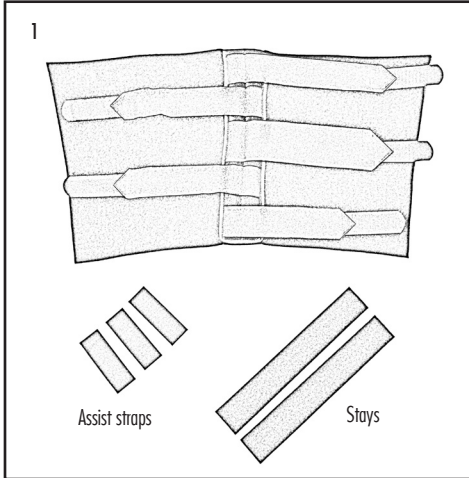


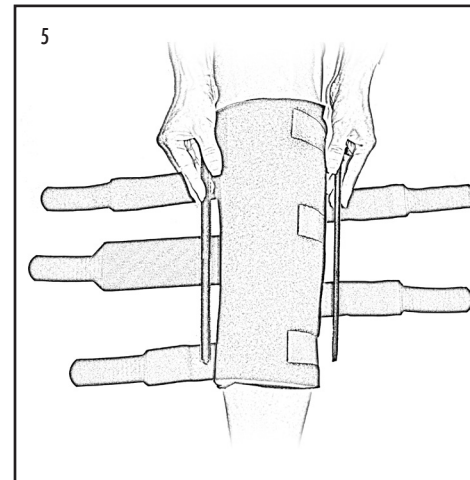
Knee Immobilizer

Warnings and Instructions: Review carefully, proper application is required

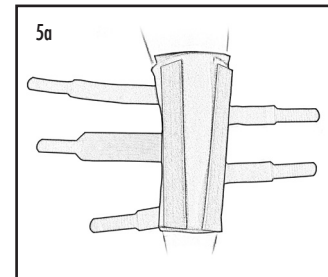
⚠ Warning: This device will not prevent or eliminate risk of injury. Do Not Overtighten. If swelling, pain, skin irritation, or an unusual reaction occurs, discontinue use immediately and consult your medical professional.
Care: Hand wash using mild soap. Rinse thoroughly. Air dry only. Do not tumble dry.



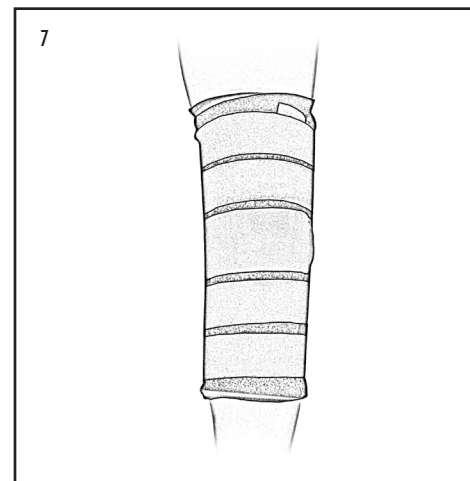
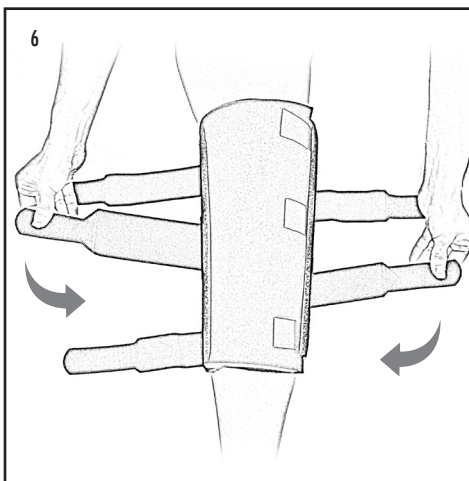
4. Use assist straps to secure the wrap



5. Place stays medial/lateral for immobilization*



*Optional: For greater immobilization, place stays on each side of the knee cap.



© 2014 Weber Orthopedics Inc.
 DBA Hely & Weber all rights reserved
 1185 E Main St., Santa Paula, California 93060
 California: 800-221-5465, National: 800-654-3241
 International: 805-525-4244, fax: 805-933-2348
 U.S. fax: 800-559-5975, www.hely-weber.com



MDSS GmbH, Schiffgraben 41
 30175 Hannover, Germany