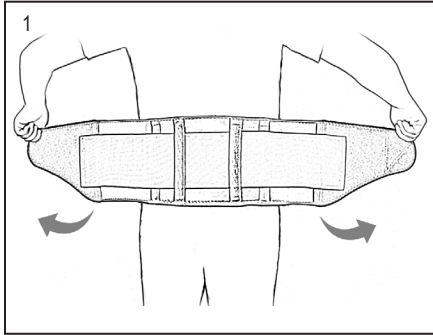
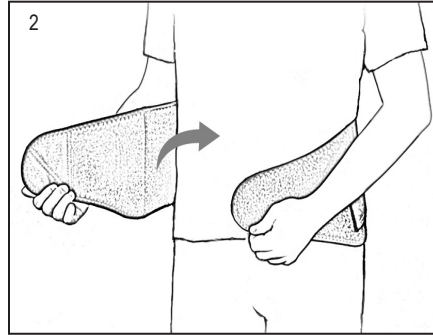


**Warnings and Instructions: Review carefully, proper application is required**

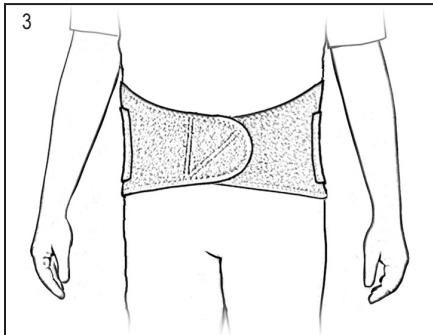
**⚠ Warning:** This device will not prevent or eliminate risk of injury. Do Not Overtighten. If swelling, pain, skin irritation, or an unusual reaction occurs, discontinue use immediately and consult your medical professional.  
Care: Hand wash using mild soap. Rinse thoroughly. Air dry only. Do not tumble dry.



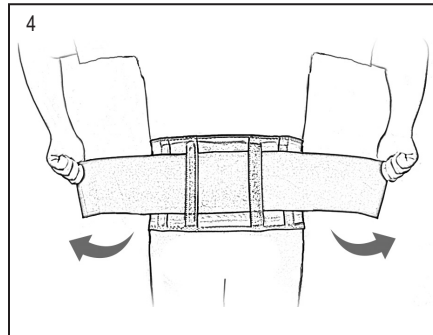
1. Center the brace on the spine.



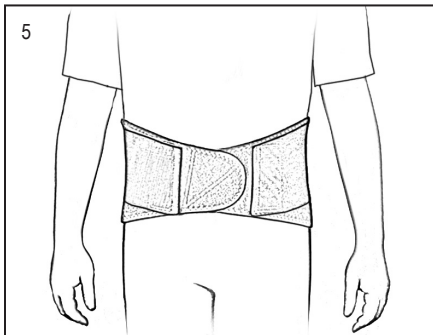
2. Pull and secure front closure.



3. Locate side pulls.



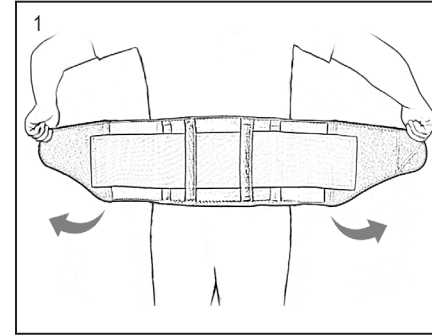
4. Pull and secure side pulls.



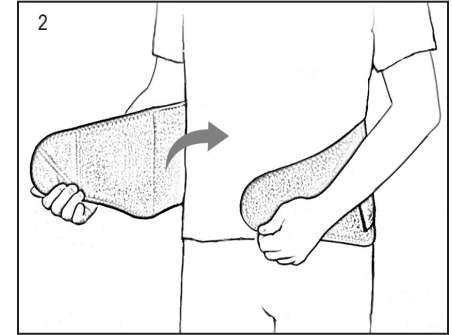
5. Finished application.

**Warnings and Instructions: Review carefully, proper application is required**

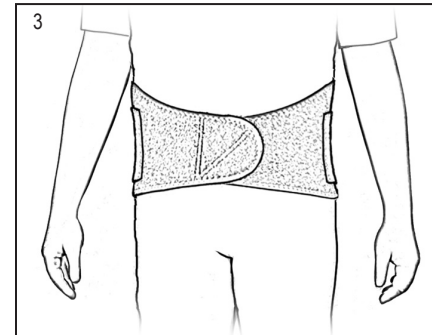
**⚠ Warning:** This device will not prevent or eliminate risk of injury. Do Not Overtighten. If swelling, pain, skin irritation, or an unusual reaction occurs, discontinue use immediately and consult your medical professional.  
Care: Hand wash using mild soap. Rinse thoroughly. Air dry only. Do not tumble dry.



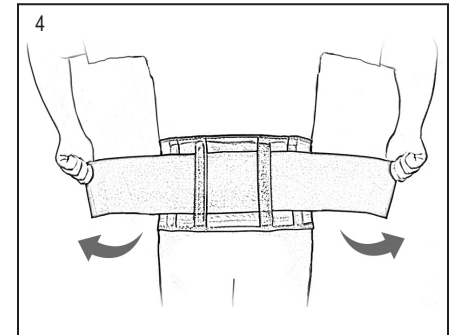
1. Center the brace on the spine.



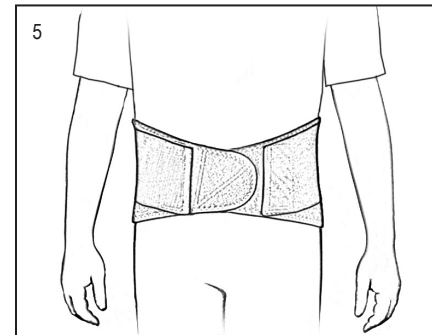
2. Pull and secure front closure.



3. Locate side pulls.



4. Pull and secure side pulls.



5. Finished application.