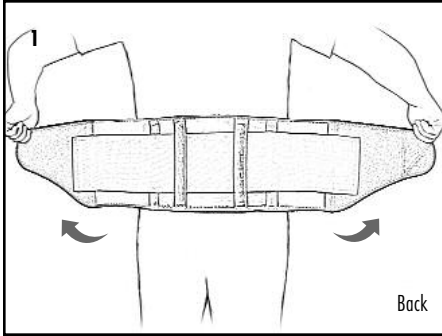


# UniBACK Brace

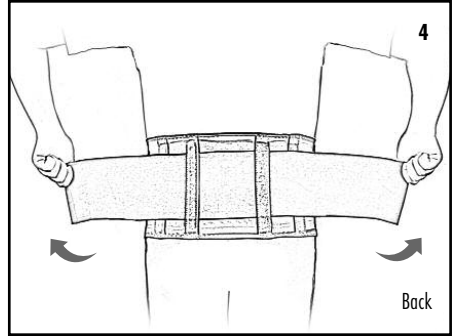
**Warnings and Instructions: Review carefully, proper application is required**

**⚠ Warning:** This device will not prevent or eliminate risk of injury. Do Not Over-tighten. If swelling, pain, skin irritation, or an unusual reaction occurs, discontinue use immediately and consult your medical professional.

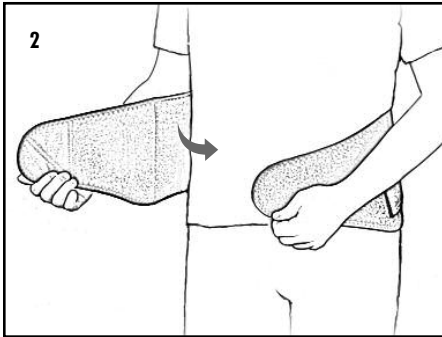
**Care:** Hand wash using mild soap. Rinse thoroughly. Air dry only. Do not tumble dry.



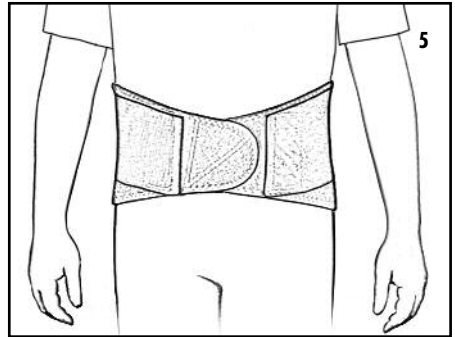
1. Center the brace on the spine.



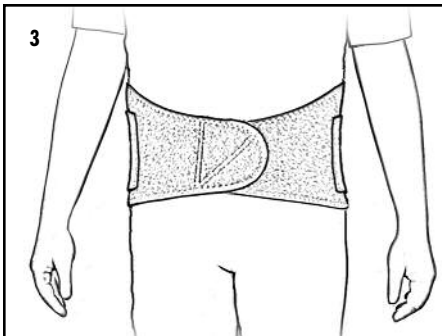
4. Apply the side pulls and adjust for desired level of support.



2. Secure front closure.



5. Finished application.



3. Locate the side pulls.

**HELY & WEBER**

© 2007 Weber Orthopedic Inc.  
DBA Hely & Weber All rights reserved.  
1185 East Main St., Santa Paula, California 93060  
California: 800-221-5465, National: 800-654-3241  
International: 805-525-4244, fax: 805-933-2348  
U.S. fax: 800-559-5975, www.hely-weber.com

**CE**

EC REP

MDSS GmbH  
Schiffgraben 41  
30175 Hannover, Germany

Rev A 11/08